



Learning Opportunities for Grade 4 and 5 Immersion

Week of June 1st

School Vision: *Motivating, Compassionate, Successful*

School Mission: *Making a difference...Committed to learning....Supporting each other*

- **Bonjour les amis de 4FI, 4-5FI et 5FI!** It's finally June! Although we are not in the classroom, this is usually when we would draw out the countdown to the end of the school year on the whiteboard and watch how quickly time flies as we get closer to the last day of school before summer vacation!
- Try to work on the learning opportunities for 1 hour each day. Do the best you can! Focus on life skills, physical activity, mental well-being, creative expression, social responsibility and social connections. Practice good self-care. Stay healthy and safe!
- Remember, there are lots of ways to practice self-care at home. Here are some examples of things you are probably already doing:

Try your best to get in 30 mins of reading and 30 mins of physical activity each day! 😊



What do you do to practice good self-care? Try these suggestions to help your child talk about self-care.



The more that you read,
the more things you will know.
The more that you learn,
the more places you'll go.
Dr. Seuss

Reflection: What do you hope to be when you grow up? How will you achieve this dream?

Mme Kennedy

julia.kennedy@nbed.nb.ca

YouTube Channel:

<https://www.youtube.com/channel/UC2xT2pAehr29IE4wPF234pQ>

Mme Burt

joanne.burt@nbed.nb.ca

Mlle LaFrance

kate.lafrance@nbed.nb.ca

YouTube Channel:

<https://www.youtube.com/channel/UCbcNcRcJczLzUus6QI7V2g>

Grade 4-5 Student Choice Board

Mental Math

The answer is 1250. What might the question have been?

1250

List different questions that have an answer of 1250.

Can you think of questions for each operation? +, -, ×, ÷

Cat Conundrum

What is the value of each cat in the equations below? Work together to solve it.

$$\begin{array}{l} \text{3 cats} + \text{3 cats} + \text{3 cats} = 30 \\ \text{3 cats} + \text{2 cats} + \text{2 cats} = 20 \\ \text{1 cat} + \text{2 paws} + \text{2 paws} = 9 \\ \text{1 cat} + \text{1 paw} \times \text{1 cat} = ? \end{array}$$

Hint: There is only one paw in the bottom equation

Grade 5

Would You Rather...

Sell a batch of 30 cookies for 50 cents each with a cost to make of \$67

OR

Sell a batch of 30 cookies altogether for \$15 with a cost to make of \$67



Explain your choice.

Find more here:

<https://www.wouldyourathermath.com/category/3to5/>

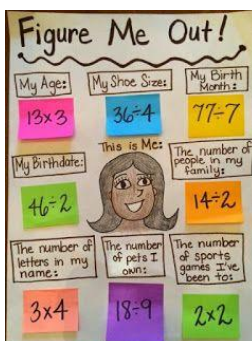
Multiplication War

Use a deck of cards with the face cards removed. Shuffle and place deck face down. Each player turns over two cards and multiplies the numbers together to find the product. The player with the highest answer wins that round. If the total is the same, you go to battle! Each player turns over two more cards. The highest product wins all 4 cards. The winner is the player with the most cards at the end.

Math

about me!

Create your own Figure me out using multiplication and division and have someone figure you out. Ask someone at home to design one for you to figure out. Share a picture with your teacher if you can.



Coins in My pocket

I have some coins in my pocket. The value is \$5.80. What could the coins be?

List different possibilities.



[Try this money game!](#)

Which is the better buy?

Candy Data

I got 8 Skittles from the vending machine for 25¢.



I got 62 Skittles from a 61g bag for \$1.16.



Explain your choice.

Create your own Would you Rather to share with someone at home or your teacher.

Time

Research interesting facts about time. What time will the sunset tonight? What time is sunrise? New Brunswick is by the Atlantic Ocean. When is the next high tide in the Fundy Bay? How long do you spend on different activities throughout the day? You may like to create a schedule outlining your regular routine.

Design a Game

Design a math game to practice multiplication and division. Think about other math games you have played in school or at home. Search online for ideas. What original math game could you create?

Play your game with someone at home. Share a picture and description of your game with your teacher.



Grade 4-5 Choice Board Family Guide

<p>Mental Math</p> <p>The answer is 1250. What might the question have been? 1250</p> <p>Allow time for child to list responses. When they think there are no more, ask if they can think of any with a different operation such as subtraction, multiplication or division. Sample responses: 1260-10, 1300-50, 625 x2, 10 x125, etc.</p>	<p>Cat Conundrum</p> <p>Find more mystery image puzzles here: https://mashupmath.com/freemathpuzzles</p>	<p>Would You Rather... Grade 5</p> <p>Have your child do the math and explain/justify his or her choice. Do you or someone at home think differently? Justify your different thinking.</p> <p>Find more Would You Rather questions here: https://www.wouldyourathermath.com/category/3to5/</p>
<p>Multiplication War</p> <p>This game is not about speed. Highest product or answer keeps the cards. It is helpful when practicing to say the whole fact. For example $8 \times 5 = 40$. If a student doesn't know the fact, encourage them to use a strategy such as skip count from known fact or doubling</p>	<p>Math About Me!</p> <p>Your child would love to figure you out if you are able to create your own Math about me.</p> <p>Send pictures to your teacher!</p>	<p>Coins in My pocket</p> <p>The value is \$5.80. What could the coins be? List different possibilities. It is helpful if children have a small bag of real coins or pencil & paper to try out possibilities. Children may need practice with value of coins and counting like coins before counting mixed coins if they have not had a lot of exposure. Many students need this time for review and practice as they do not use cash on a daily basis. Online link: Try this money game!</p>
<p>Which is the Better Buy?</p> <p>Support your child in creating their own Would you Rather challenge. Visit: https://www.wouldyourathermath.com/category/3to5/ for more examples.</p>	<p>Time</p> <p>Use the Internet to research interesting facts about time-sunset, sunrise, high or low tide. If you do not have access to the internet, discuss regular daily routines and create a daily or weekly schedule.</p>	<p>Design a Game</p> <p>Students might use paper and design a game board or use playing cards or dice to create their math game. Encourage an original spin on the math game they create and have fun playing! 😊</p>

English Language Arts

ORAL:

-Take a side in the debate of whether it is good or bad to experience **BORDEM**. Debate and discuss with a family member or friend. You could have other family members or friends judge the debate to see who makes the best points to support their opinion.

-Then read this article to see if it has any other ideas you had not considered.
<https://storyworks.scholastic.com/issues/2017-18/100117/is-it-good-to-be-bored-sometimes.html?#On%20Level>

READING:

As you read this week, choose some of the activities in the table to add to your learning.

Article : <https://sn56.scholastic.com/pages/archives/articles/a-small-world.html>

Choose your favorite passage. Explain why you like that part.	Pretend you are a character. Write a journal entry about something he did in the story.	Write a postcard to the author. How did you like the book? What would you ask?
Write a review. Pretend you are writing a review for the local newspaper.	create a Venn Diagram. compare and contrast you and a character.	Who from the book would you most like to be friends with? Why?
choose one thing that the main character did. What would you have done differently?	If you could interview 2 characters who would you talk to and what would you ask?	How did something from the story relate to your life?

Writing:

What was the best trip you have ever taken? Include lots of details about why it was a positive experience for you.

Model by Mlle. LaFrance: The Best Trip Ever

In 2013, I was just picking out the last courses to finish off my Master`s degree when I saw an interesting opportunity on the University of New Brunswick course selection list. A select number of students could apply to take a course that would tour battlefields and other historical sites related to the two World Wars in Belgium and France. Thanks to various grants, donors, and funding, students would only have to pay for the course fee, their flight, and food, of course. Accommodations and transportation would be covered! I thought that I had very little chance of being chosen from all of the applications, as this was such an amazing opportunity, but surprise! I received an email saying I had been accepted into the course and to prepare for my summer trip! I was overjoyed!

I could write a whole book on our experiences in France and Belgium. We learned so much and gained a more personal and emotional connection with the study of Canadian History and Social Studies, so we could pass it on to our students. A lot of what we studied was tragic and extremely sad. However, we

also had some time to enjoy the culture and visit art galleries, museums, and a lot of great restaurants and patisseries! I would go back in a heartbeat!

Word Work

Board: Use this board to play with words. If there are some words that you are not familiar with, try looking up what they mean and then find words in your reading that apply!

Write 5 contractions. What 2 words make that contraction?	Find 8 words with a prefix or suffix and write their base words.	Search for 5 words with digraphs. (ch, sh, th, wh, ph)
Choose 6 verbs and illustrate them.	Write 5 pronouns. What noun are they replacing?	Find and write a telling, asking, and excitement sentence.
Find 5 r-controlled words. (ar, or, er, ir, ur)	Select 10 nouns. Draw a picture using 5 and label them.	Hunt for 6 adjectives and illustrate what they are describing.

PERSONAL WELLNESS:

Everyone has fears and anxieties, even your teachers!

*Mlle. LaFrance has an extreme fear of heights! What does she do to deal with this fear?

Answer: Honestly, I don't really face this fear. I just avoid heights at all costs. There have been several times on field trips when my own students had to calm me down because we were in a situation that was terrifying for me! Being up high makes me feel dizzy, panicked, and out of control!

** Ms. Bell's greatest fear.....is.....MICE!!! I am petrified of mice. I can't even look at a picture of a mouse and I am not even partial to Mickey. Last year when we had mice in the garage, I refused to park in the garage. So, I guess I am still learning how to deal with my fear of mice. Any suggestions and help would be appreciated. 😊*

Here is an article about how Raina Telgemeier, the author of "Guts", faces her anxiety and fears.

<https://sn56.scholastic.com/issues/2019-20/121619/it-takes-guts.html#On%20Level>

ART:

- Identify objects around your house that are symmetrical. Discuss what symmetry means with your parents.

*Here is a cool idea to make symmetrical art using coffee filters!

<https://www.makeandtakes.com/symmetry-art-coffee-filters>

- Create an art piece that is completely symmetrical (one side is a reflection, the mirror image of the other side. Here are some examples!



SCIENCE Choice Board: Have fun with these activities that link to the Human Body Unit

<p>Create a board game about healthy and unhealthy choices for your body (model it on another game, or create your own unique design!)</p>	<p>Here is a SUPER FUN AND EDIBLE model of skin and its layers https://www.mymundaneandmiraculouslife.com/edible-skin-layer-cake/</p>	<p>Learn about the immune system with this lesson and quiz http://studyjams.scholastic.com/studyjams/jams/science/human-body/immune-system.htm</p>
<p>Do this National Geographic Kids quiz! https://kids.nationalgeographic.com/games/quizzes/quiz-whiz-human-body/</p>	<p>Blindfold yourself. Get a sibling or parent to put different materials or objects in bowls and use your four other sense to figure out what they are. Switch! Try to stump the other person! Don't be afraid to get gross and messy with stuff from the fridge! ;)</p>	<p>Label and assemble the skeletal system in this game https://www.abcya.com/games/skeletal_system</p>
<p>Here is a song about the skeletal systems https://www.youtube.com/watch?v=h5dYvPruBFY</p>	<p>Create a model of how human lungs work. If you are stuck for ideas, here is a site with one example: http://nerdybaby.blogspot.com/2012/01/model-lungs.html</p>	<p>Here is a Bill Nye video about your skin https://www.youtube.com/watch?v=nPk0Bb6pqIg</p>
<p>Make a "robotic" hand with this project http://aclassofone.blogspot.com/2013/12/apologia-anatomy-physiology-unit-three.html</p>	<p>Do a full-body drawing of yourself and name and label as many organs, bones, body parts, as you can! Internal as well as external!</p>	<p>Measure out about 23 feet (approximately 7 metres) of yarn, hose, something long and slim). That is how long your intestines are, all squished up inside you!</p>

Grade 3-5 Technology – Week of June 1-5, 2020

Hello future Builders, Scientists and Engineers! This week we will be building a boat. Pick from any of the common types of boats (sailboat, rowboat, motorboat, raft or canoe), use your favourite building materials to build and then test to see if it floats. To view this image in greater detail and to read more about the types, visit:

<https://www.britannica.com/technology/boat>

Here are some suggested building materials, but as always feel free to add in your own ideas and use what is available to you.

Materials:

- Container filled with water
- For the hull (body of the boat) - Playdoh, foil and/or carefully cut a can in half
- Cardboard, paper, coffee filter, toothpick, craft stick
- Tape & scissors
- Marbles, pennies or plastic figurines (weighted materials, in case your boat is off-balance in the water, you can fix it by adding weights in certain points of the boat.)

Take it further:

- Add decorations, design a sail, name your boat, make an anchor, add a paddle, etc.
- Test the capacity of your boat in the water with figurines, pennies or marbles.
- Assuming you're outside, you can let the wind move your boat naturally or you can blow softly to alter its direction.

Additional links:

National Geographic Kids – Fun Facts about Boats (brief history and different types of boats):

<https://m.youtube.com/watch?v=Ae-jn4Rc4BQ>

Parks Canada - From Stem to Stern: Building a York Boat in Under 3 Minutes:

<https://www.youtube.com/watch?v=TAjCOnXku1c>

Canada C3 is a signature initiative for Canada's 150th Anniversary of Confederation. The centerpiece was an epic 150-day sailing journey from Toronto to Victoria via the Northwest Passage. This video features many different ships that travel to Nunavut: <https://www.youtube.com/watch?v=ScJ0HrTXmwo>

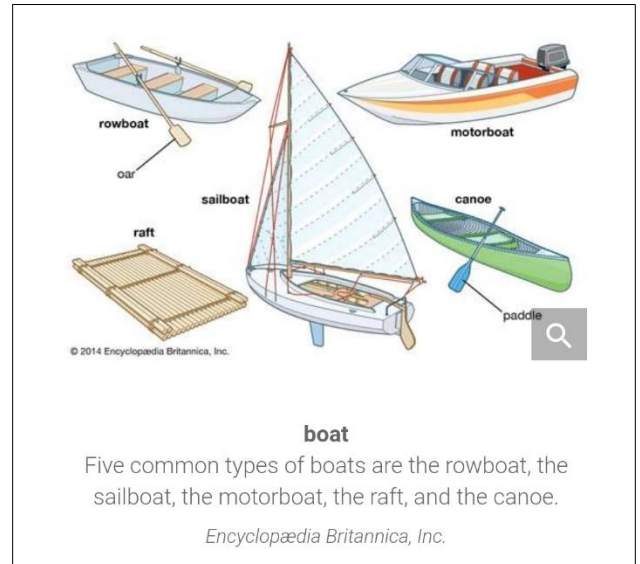


I recycled my daughter's artwork and taped it to cover ½ of an aluminum can. We then added a mast, a sail & some sailors.

If parents would like to email a picture or screenshot of your boat, I will add it to the collage I will put on the MCS Facebook page Friday.

Questions or comments, don't hesitate to contact me via

Erin.LeCain@nbed.nb.ca.



Physical Education At Home Learning June 1st

MCS families,

Can you believe it is June!?! What a different time it has been. But it is warm and beautiful outside and even better that we can socialize responsibly again. I absolutely loved the warm weather last week and again took advantage to get outside as much as I could. I had the opportunity to mow my lawn last week with my new mower. It was the first time I had mowed grass since the autumn of 2018 as the grass didn't grow in Australia with the drought. I am excited to go golfing soon, thus part of the reason for this week's activity. Enjoy it and be creative with your mini courses.

Be active and safe!

Mr. Nathan King
Nathan.King@nbed.nb.ca

Golf Toss

Equipment: A ball or object to throw, piece of paper and pencil

Set Up: Mark off 9 spots around the yard to be holes. Mark off nine throwing spots of different distances (tee box).

Activity: For one or more people. Stand at your first tee box and throw to the target (hole) you marked off. To putt the ball, use an under-hand toss within 5 feet of target. Record how many throws it takes to hit the target. Keep your score on your paper and the person with the least amount of throws wins.

Challenge: Can you lower your score each time you play?

Walking around New Brunswick Challenge



Walk! Walk! Walk!

The weather is getting beautiful and it is a great time of the year to walk and get some exercise. Mrs. Johnston and I are challenging you to keep track of your steps and kms, then log them on the MCS Facebook page as we attempt to collectively walk around NB. Or you can email me your totals. We are challenging all family members to get involved in this activity. Let's see how fast we can do this! We'll keep you updated!

Wellbeing Challenges

Physical: Complete 30 minutes of household physical activity (vacuuming, sweeping, gardening, etc.)

Emotional: Practice self-care – go to bed early, paint, relax outside on a blanket).

Social: Do something kind for a neighbor.

Cognitive: Complete a jigsaw puzzle or a word puzzle.

Psychological: Create a list of things you are good at.

Name







Date



DIVISION PROBLEMS 4.3B

Work out the answers to these division problems.

Remember to **interpret** the answer in the context of the problem.

<p>1) 119 children get into teams of 4. How many teams of 4 can they make? How many children will not be in a team of 4?</p>		
<p>2) It takes the Earth 24 hours to spin once on its axis. How many complete spins can it make in 100 hours?</p>		
<p>3) A school bus can carry 50 children. How many buses are needed to transport 237 children?</p>		
<p>4) A piece of rope is 100m long. How many 7m long pieces can I cut from it?</p>		
<p>5) Captain has 150 gold coins which he shares out between his crew of 9. He takes the remainder of the coins himself. How many coins does each member get? How many coins does Captain get?</p>		
<p>6) How many complete weeks in 131 days?</p>		



FOX VS RABBIT 1 METRIC

A fox called Fred spots a rabbit sitting happily nibbling grass 20 meters away. At the same moment, the rabbit (called Roger) notices the Fox.

The fox chases the rabbit who runs in a straight line away from him.

Fred can run at 7 meters a second.

Roger can run at 5 meters a second.



- How long will it take the fox to catch up with the rabbit?
- *Make sure you have evidence to back this up!*



Roger's rabbit hole is 40 meters away from him when he spots the fox.

- Will he be able to get into his hole before Fred catches him?
- *Explain how you know.*